

# NORCEMOG NEWS

NORTH WEST AND CHESHIRE

January 2022



**Look forward to Morganeering in 2022...**

**...and look back to Morgan motoring  
in 1931 - page 6**



**Welcome to your January Newsletter. In this issue: A Snapshot  
of the NorceMog Christmas Party - Mog Restorations and Mods - The Morgan Runabout -  
In Remembrance of Eric - Basics to Speak Greek - and more ... Hope you enjoy!**



## **A New Year Resolution!**

We make these resolutions, we're almost certain to break, whether it's going on a diet, more exercise, cutting back on the booze, etc etc... but there's one resolution I want you all to make and not break - 'send me articles and photographs' (See page 8)

Since I became the Newsletter editor in August last year, some of you have supported me in sending content that has been a great help in producing Newsletters that I hope everyone considers are both informative and importantly, enjoyable to read.

With more help from you all, I hope to continue this in 2022, and as we ring out the old, ring in the new... **I wish you a happy and healthy New Year.**

Les Burgess: [les@lbacreative.co.uk](mailto:les@lbacreative.co.uk)



# NorceMog Christmas Celebration Lunch

## Barton Manor Hotel

Sunday 12th December 2021



PLEASE NOTE  
JAN NOGGIN  
NOW 16th JAN  
SEE DIARY  
PAGE 10



## Members Making Merry at the Manor

### Snapshots and Snippets recall the Festive Fayre and Fun

**Les Burgess.** As I've headlined above and the snapshots show, NorceMog members enjoyed meeting up and making merry at this annual festive event, with most of us about to enjoy tucking into a traditional turkey roast. And for starters, Hilary and I were tempted to make merry on Blackpool Pleasure Beach, as I was distracted from the sat-nav and missed the Garstang turning, veering off the M6. Hilary didn't fancy the hike up from Knutsford in the Plus 4, so being in the Audi A6, in sport mode, I was able to hotfoot it back down the M55 in plenty of time to join the members at the Manor. A good get-together, with thanks to Linda for organising the event - an enjoyable prelude to the festive season.



A few of the members Morgans line up in the usual Impressive ~~Manor~~ Manor! - together with the odd tin-top - and including the creams of the crop!





**David Roberts.** All NorceMog events are enjoyable and a highlight is the annual Christmas party. The Barton Manor did us proud and it was good to see so many young people, no doubt studying in 6th form colleges or universities, waiting on and doing so competently, getting their first taste of the world of work. The event's organisers didn't do badly either, although I would have to be convinced that it was Bryan and Linda's first taste of the world of work!

The event provided a wonderful opportunity to catch up and chat over drinks and lunch, particularly as a number of NorceMog members have been friends for decades, some over three! There are a great many shared experiences (Isobel, your indiscretion at Mog94 is safe with me!) and so meeting up counts much for Sue and I. Best wishes to all NorceMog members and their families for a truly wonderful Christmastide and a happy, healthy and fun 2022.



**Andrew Threlkeld** *(in the style of 'When Santa got stuck up the chimney')*

When Linda organised the party, she began to shout,  
You NorceMog boys won't get any toys if you don't eat your sprouts,  
They're small and round, green and sound, what a joy to behold,  
When Linda organised the party, we do as we are told.

We set off for Preston, motorway vision was poor,  
Hood down of course, Sigma engine the source, for little Ruby's roar,  
We soon got there, the car park was bare, have we got the right day?  
Oh yes, there's McArthur's Roadster, what more is there to say?

The private room was set up, Christmassy and bright,  
Over 50 guests, much mirth and jest, oh what a delight,  
Santa hats were worn, cracker paper torn, jokes regaled to groans,  
Turkey, sprouts and turnips plus Plum pudding without stones.

We all say thanks to Linda, A very successful do,  
The same next year, please Linda dear, in twenty twenty-two,  
Make a date, don't be late if you enjoy Christmas fayre,  
The NorceMog Christmas party, look forward to seeing you there.





# Mog Restorations and Mods

## Members work on Morgans



Restoration projects and Modifications inc: Maintenance

### Restorations

#### David Roberts

##### 1960 4/4 Series II Rebuild

From what appeared to be a practical joke, when I took delivery on April 1st 2017, the 4/4 Series II is now at the final stage of its rebuild - the leather trimmed sill covers and associated door weather piping and stainless steel threshold plates are trial-fitted. Aside from attaching Velcro retaining strips to the sill covers and chassis using contact adhesive and re-fitting, the interior is complete.

The whole interior has been implemented in such a way to enable it to be removed in round about 30 minutes thereby removing unnecessary weight and transforming this 4/4 from a comfortable two seater tourer into a lighter weight competition car.

Steve Summers did an great job covering the bespoke benchseat back and headrests that I made, covering the modified gearbox cover and making the 1 inch wide Hidem banding with leather and matching vinyl I provided.

This 4/4 is now looking far from a practical joke.



### Maintenance

#### Arwyn Williams

##### 1971 4/4 Kingpin and bushes replacement

Although my 4/4 is MOT exempt, I always put it in for a test each year to have my work checked which enables me to plan my maintenance throughout the year.

Wayne, the Authorised Tester at Park View Garage told me: "There's a bit of movement in the kingpins, not bad enough for an advisory but it will get worse over time, so get them changed before next years MOT please"

There's a lot of nonsense posted on internet Morgan forums about front suspension rebuilds, usually from those who have read about undertaking the job rather than actually doing it themselves! "Talking the talk" is one thing but "walking the walk" is something else....

After I ordered a pair of Rutherford Engineering kingpins and bushes from Tim Ayres at New Elms Morgans I figured that whilst the suspension was stripped I'd check the length of both the main and rebound springs against a pair I had in stock and if they were 10% shorter, I would replace them. As it turned out, I had no need to as there was no appreciable settling of either the main or the

rebound springs. Not bad for the original springs!!

With both the front wheels removed and the car raised on axle stands as high as possible, the brake calipers were removed and tied up out of the way to avoid straining the flexible hoses. The hub and brake disc were then removed and set aside for cleaning.



The front suspension was dismantled with nothing more complex than two bits of M8 threaded rod, 6 nuts and an old screwdriver - the old screwdriver replacing the centre bolt to retain the spring/king pin - you really don't want the main spring flying out at you.


A 13mm ratchet spanner really helps here as does a bit of WD40 lubricant on the threaded rod to prevent the nuts friction welding themselves to the studding. The threaded rod can be bought at Screwfix in 12" lengths. These could be shortened to perhaps 7 or 8" long to make the job a bit easier!!

All the component parts were washed off in cleaning solvent as I hate getting oil and grease everywhere! I used paraffin in an oil drain pan which I had lying round as my wash tank has a JAP LTOWZ three wheel engine soaking in it.



I am lucky enough to have a large 20 tonne floor standing hydraulic press in my workshop and I had previously made a mandrel to press out the bushes but I lent it someone and it never found its way back!.

A quick rummage in the scrap box and I came across a piece of 32mm round steel bar. This was turned down in the the lathe to 1.142" and a shoulder turned of .950" so it would register in the old bushes.



The idea was that the stub axle was, in effect mounted upside down on the bed of the press and the bottom bush is used to push the top one out on its way to freedom. An off cut of hefty steel tube made a suitable spacer to allow the stub axle to be held safely in the press.

A watch point here is that the bottom grease nipples are removed as they will stop the bottom bush being pushed through the tube.

The new grooved bushes were pressed in. Its a good idea to start the bushes with the stub axle held in a vice. Make sure that the bush is fitted the right way round - the chamfer should face into the tube.



Clean the tube carefully with a rolled up Scotchbrite pad and some brake cleaner. A few taps with a nylon hammer is enough to start the bushes as they do have a chamfer on them, but be careful that the bushes go in straight else you run the risk of cracking the tube.

Set the job in the press and press the top bush in first. Turn the job round and press in the bottom bush using a length of tube as a spacer to hold the axle off the bed of the press.



On pressing the bushes in, they will have closed up and so they will need to be opened up to allow them to fit the kingpin again and for this we will need to use a reamer.

I have two reamers, a piloted adjustable and a long series hand reamer. I use the adjustable reamer to take the bushes to within 10 thou of the finished size and then used the long series fixed reamer to take it to final size. When using the adjustable reamer, I prefer to make a lot of small cuts than one large one (which risks removing too much metal) and check frequently against the kingpin. Again, WD40 or similar is used as a lubricant whilst reaming as it reduces the effort and gives a good finish.

Please note - turn the reamer in one way only, usually clockwise and keep it well lubricated. When removing it from the work piece, pull it out, rather than turning back and forth. They are expensive - the fixed reamer cost £145 a couple of years back so keep them clean, oiled and in their protective scabbard when not in use!!




Then a wash/blow out of the swarf with paraffin and compressed air following reaming and the final check was that the new hard chromed kingpin, lightly oiled just dropped through.

The next instalment...

building up the front suspension plus alterations to the steering damper plus oiling system.



## Delving into the Morgan memory bank !



### **The 1931 980 cc Family Morgan Runabout - £85**

**On November 10th 1931,  
The Morgan Motor Co. announced this 3 wheel Cyclecar saying:-**

#### **The Morgan Runabout -**

##### **The Comfort and Safety of a Motor Car - The Cheapness and Simplicity of a Motor Cycle**

Make your motoring a family affair, join the happy band who owe their wider pleasures to the availability of economical motoring...add another to the many who own a Morgan Runabout. The 'Family' model at £85 offers complete protection in all weathers for two adults and three small children, will cover 50 m.p.g. do up to 70 m.p.h., the fastest and most economical for getting about, no matter how you look at it. Hardly a car, not a motorcycle, but the Morgan Runabout gives you all the comfort of the one at no greater cost than that of the other and entails an annual Tax of only £4. **A Morgan Runabout, in fact, provides the family with dependable motoring at motorcycle cost.**

**£85 for a Run-about to round-about £85,000 for a new PlusSix.**

**Valuing the pleasure of Morgan motoring has come a long way, but worth every penny!**



# The basics to “Speak Greek”

## Useful words and expressions, with phonetically spelt Greek translations

**Yiasou e filee mou...** I know I've previously said I wouldn't keep going on about Greek islands. But after the festivities, when thoughts turn to summer holidays, if you plan to visit one of these beautiful islands, and guess who thinks you should, here's a list of useful translated words and expressions, phonetically spelt, that will help you get by with the locals.

Familiarise yourself with as many as possible, and even if the pronunciation is not quite right, they'll warm to you, for wanting to speak their language. I'm not talking about commercialised tourist traps, on islands ruined by tour operators, the only thing that speaks their language is your money, but where it's more natural Greek. At a taverna / ouzeri it helps you enjoy a more embracing, rewarding experience as their English, understandably, can often be somewhat limited.

I'm not going to pretend I can carry out a conversation in Greek, I couldn't string a sentence together. But these basic words and expressions have helped me to communicate with the locals, and make many friends, notably on Paros, where in the low seasons, I've enjoyed the natural pleasures of a Greek island.



Good morning	<a href="#">kalimera</a>	Very Hot	<a href="#">polee zestee</a>	Bread	<a href="#">psomee</a>
Good evening	<a href="#">kalispera</a>	Cold	<a href="#">krio</a>	Olives	<a href="#">elies</a>
Good night	<a href="#">kalinikta</a>	Do you have	<a href="#">ehetee</a>	Too much	<a href="#">boli akriva</a>
Hello (friendly)	<a href="#">yiasou</a>	How much	<a href="#">poso kanee</a>	Small	<a href="#">mikro</a>
Hello (formal)	<a href="#">yiasas</a>	Come Please	<a href="#">ella parakalo</a>	Large	<a href="#">migalo</a>
How are you	<a href="#">ti kanis</a>	Menu	<a href="#">katalogus</a>	1 2	<a href="#">ena thio</a>
My Friend	<a href="#">filee mou</a>	Drink	<a href="#">poto</a>	It's good	<a href="#">inekalo</a>
My Friends	<a href="#">e filee mou</a>	Wine	<a href="#">krasi</a>	Delicious	<a href="#">nostimotato</a>
I'm Fine	<a href="#">kala</a>	House white	<a href="#">lefko</a>	Fantastic	<a href="#">fandastiko</a>
See you	<a href="#">ta lemee</a>	House red	<a href="#">kokkino</a>	Coffee	<a href="#">nes kafe</a>
See you later	<a href="#">ta lemee meta</a>	Litre	<a href="#">litro</a>	Tea	<a href="#">tsaee</a>
Goodbye	<a href="#">antio</a>	Half litre	<a href="#">miso litro</a>	Juice	<a href="#">heemo</a>
Later	<a href="#">argotera</a>	Bottle	<a href="#">boukali</a>	Toast	<a href="#">tost</a>
Today	<a href="#">simera</a>	Sparkling water	<a href="#">anthrakiko nero</a>	Ham	<a href="#">zambon</a>
Tonight	<a href="#">apopsee</a>	Mineral water	<a href="#">metaliko nero</a>	Cheese	<a href="#">tiri</a>
Tomorrow	<a href="#">avrio</a>	Cheers	<a href="#">yiamas</a>	Milk	<a href="#">gala</a>
Please	<a href="#">parakalo</a>	First course	<a href="#">proto piato</a>	Butter	<a href="#">vutiro</a>
Excuse me	<a href="#">signomi</a>	Greek salad	<a href="#">horiatika</a>	Only Joking	<a href="#">koriothevo</a>
Sorry	<a href="#">signomi</a>	Taramasalata	<a href="#">tarama</a>	Drunk	<a href="#">methismenos</a>
Thank you	<a href="#">efharisto</a>	Olive oil	<a href="#">eleola tho</a>	Beach	<a href="#">paralia</a>
Yes	<a href="#">neh</a>	After	<a href="#">meta</a>	Swimming	<a href="#">kolembi</a>
No	<a href="#">ohee</a>	Main course	<a href="#">kirio piato</a>	Walk	<a href="#">pepato</a>
Beautiful	<a href="#">opeos</a>	Fish	<a href="#">psari</a>	Taxi	<a href="#">taxsee</a>
I like	<a href="#">maresi</a>	Pasta	<a href="#">makaronia</a>	My name	<a href="#">me lenee</a>
I love	<a href="#">agapo</a>	More hot	<a href="#">pio zestee</a>	My wife	<a href="#">liti yineka mou</a>
Hot	<a href="#">zestee</a>	A little more	<a href="#">ligo akoma</a>	Your name?	<a href="#">pos se lenee</a>

As with any language, intonation is important, for example 'Ela' (come) can sound like a command, rather than a request if not expressed politely and should be followed by 'parakalo' (please). There's also a few expressions my Greek friends have taught me, to convey feelings for some objectional 'so and so's' (mainly tourists). You can guess what they are!

I hope the above words and expressions will prove to be helpful for you in communicating with the locals, should you decide to visit a traditional Greek island. If you do, have a great time - I'm sure that you will.

Yiamas [Les Burgess](#)

My experiences on the Greek island of Paros: <http://www.amazon.co.uk/dp/191109050X/>

Please Note: Whilst most islanders will understand these expressions, dialect and accents can vary, dependant on the regional location of the island.

All Greek to you?.. Then let's hear of your experiences, in Italy, Spain, France, wherever: [les@lbacreative.co.uk](mailto:les@lbacreative.co.uk)



# Mog Musts - for your New Year Resolutions

Send me content for these features (or anything Mog related) and help me keep your Newsletter active. Let's aim to nickname it 'Norcellany'

## Mog Moments

### A Photo-gallery of members Morgans - Out & About

Your Morganeering moments captured on camera out on location, either at home or abroad. Send the photo with brief details: Your name/s, your Morgan model, its year of registration, and the location and Date.

Featured in Sept / Oct / Nov 2021 Newsletters



## Members Mog Birthdays

### Wish your Morgan a Happy Registration Birthday

To be featured on the same month as its past registration date. Send a photo and details: The model, day, month and year of registration. Send prior to the same month of the Newsletter publication.

Full details in Nov 2021 Newsletter



## All things Morgan

### Collectables that reflect our love of the marque

I'm sure I'm not the only one where the love of the iconic sports car is reflected in the collectables we have on display at home or stored away as keepsakes. Send your photo/s and brief details.

Featured in Dec 2021 Newsletter



## Mog Restorations and Mods

### Members work on Morgans inc: Maintenance

Whether you've undertaken, or in the process of restoration or modification to your Morgan, or any maintenance. Send photo/s showing the progress or result of your work together with details of the project.

Featured in Dec 2021 Newsletter & this Jan



## Members on the Med

### Recollections of your holiday experiences abroad

You're aware of my love of Greek Islands and in particular Paros. Tell us of your Mediterranean holiday experiences, whether in Italy, Spain..... with or without the Morgan. Send photo/s together with the story.

Featured in Aug 2021 Newsletter



## Morgans the Name

### People and Places with the famous name

The name of our iconic sports car is also associated with a number of well known people and places throughout the world, even a fictional character. For Morgans you're aware of - Send details of the persons name or place.

To be featured in Feb 2022 Newsletter





## Eric Thomas Isherwood



### **Our respect and condolences in remembrance of Eric, whose funeral was held on the 10th December 2021.**

Many of you who have been members of NorceMog since early 2000's will have enjoyed the company of Eric, and his wife of 67 years, Joan. Particularly at Noggins around the Bury and Rochdale area, and they were regular attendees at The Inn at Whitewell.

Eric was the proverbial entrepreneur. At just 8 years old, during a particularly snowy winter, he was delivering groceries around the village with the farm's shire horse. Later in life he delivered milk from their farm to houses with a horse drawn milk float. Together with Joan they developed an award-winning pork farm in Britannia, JET Pork and as fortunes changed Eric could be found driving his own container lorry and later a tanker throughout Europe.

Once the lorries were sold he developed a furniture business importing furniture and ceramics from Belgium and Germany. Hit by a weakening pound v the Euro he converted the showroom to 4 homes supplementing his income with a burger van on Morecambe promenade selling burgers, ice-cream and popcorn. It was here that Eric was inspired to purchase his first fairground ride, Rock-O-Plane, which he later moved to Blackpool Pleasure Beach and added a second Sidewinder ride.

The rides were sold as Eric and Joan developed another business, Croftgate Car and Leather Care. He had an incredible eye for mixing colour and used this skill to colour match damaged, worn and sun-bleached leather interiors. Such was this skill he was commissioned by Rolls Royce to colour leather for the Sultan of Bruni.

Dissatisfied with the commercial polishes available he developed a range of cleaners, polishes and restoration creams for which he was awarded the Queen's Royal Warrant for the supply of polishes for the Royal coaches, cars, horse leathers and Queen's furniture at Sandringham!

His passion for vehicles included a Rolls Royce and membership of their owner's club. More recently it was the Morgan and membership of our club that introduced both he and Joan to the NorceMog members.

**Our thoughts are with Joan and his daughters Andrea and Dawn.  
Thank you for sharing Eric with us, quite a guy!**



# Diary of NorceMog Events

## Enjoy meeting up with your fellow members

Please note: Events are subject to Corona Virus restrictions

# 2022

**Highlighted** events organised by NorceMog. **Items in Red** to be confirmed/finalised. Check Website for Updates.

**Jan 16**

### The Inn at Whitewell

Contact Andy Bleasdale Tel 07973 315676

[Full Details](#) 40 MEMBERS MAX

\* NOTE: NEW DATE. Please confirm attendance with Andy



**Feb 13**

**To be Confirmed**

**Mar 13**

### Snowdrops at Lytham Hall

**To be Confirmed**

**Mar 22-24**


### MSCC Annual Awards & Dinner Abbey Hotel, Malvern

Contact [f.whitefoot@btinternet.com](mailto:f.whitefoot@btinternet.com) Tel 01245 264664



**April 10**

### MSCC AGM - MMC, Visitor Centre, Malvern



**April 10**

### Lunch & AGM, Vale Royal Abbey, Whitegate

Contact Andrew Threlkeld Tel 07912 494768

[norcemog.sec@morgansportscarclub.com](mailto:norcemog.sec@morgansportscarclub.com)

[Full Details](#)



**April 24**

### FBHV Drive it Day



**May 2**

### Gawsworth Hall Car Show, Macclesfield

Contact Martin Cocks Tel 07973 488504,

[martincocks@btinternet.com](mailto:martincocks@btinternet.com)



**May 8**










**To be Confirmed**

**Mar 18**

### VSCC Vintage Sports Car Festival, Oulton Park Including: The Morgan Challenge





<b>June 12</b>	<b>Autotest &amp; Concours, British Commercial Museum, Leyland</b> Contact Brian Rawlinson Tel 01995 604716	
<b>June 26</b>	<b>Arley Hall Garden Festival</b> Contact Andrew Threlkeld Tel 07912 494768 <a href="mailto:norcemog.sec@morgansportscarclub.com">norcemog.sec@morgansportscarclub.com</a> <a href="#">Full Details</a> 10 CARS MAXIMUM	
<b>June 24-26</b>	<b>MOGFEST 22 and Annual Dinner, Beamish Museum, Durham.</b> Details to follow	
<b>July 10</b>	<b>To be Confirmed</b>	
<b>Jul 29 - 31</b>	<b>Oulton Park Gold Cup 3-day race weekend</b> Contact Andrew Threlkeld Tel 07912 494768 <a href="mailto:norcemog.sec@morgansportscarclub.com">norcemog.sec@morgansportscarclub.com</a> <a href="#">Full Details</a>	
<b>Aug 14</b>	<b>Speedboats at Windermere</b> <b>To be Confirmed</b>	
<b>Sept 2 -4</b>	<b>Morgans at Windermere</b> Contact Les Ellis Tel 07900 962348 <a href="mailto:les2mog@gmail.com">les2mog@gmail.com</a>	
<b>Sept 11</b>	<b>Gymkhana – Farmer Parr’s Animal World Fleetwood</b>	
<b>Sept 16-18</b>	<b>Isle of Man Festival of Motoring</b> Contact <a href="http://www.mscctravelclub.com">www.mscctravelclub.com</a>	
<b>Oct 9</b>	<b>To be Confirmed</b>	
<b>Nov 6</b>	<b>To be Confirmed</b>	
<b>Dec 11</b> 	<b>Christmas Party &amp; Annual Awards Presentation Barton Manor Hotel, Barton, Preston</b> Contact Bryan & Linda Fearn Tel 01253 891539 <a href="mailto:bryanfearn@hotmail.co.uk">bryanfearn@hotmail.co.uk</a>	



**As we enter the New Year, I'm raring to get my kicks,  
on miles and miles of Morganeering routes.**

**Looking forward, imagine back then, your 4/4, Plus 4, Plus 8,  
on the Interstate Highway Route 66, inspired here by the 60's  
rhythm and blues sound of the Rolling Stones.**



**Click the link and get inspired now**

**<https://www.youtube.com/watch?v=l7X9Yz9SyBM>**

**Get your kicks in 2022, Morganeering on any number of routes.**

**Cheers - Les [les@lbacreative.co.uk](mailto:les@lbacreative.co.uk)**

